

Church Life Survey of New Zealand

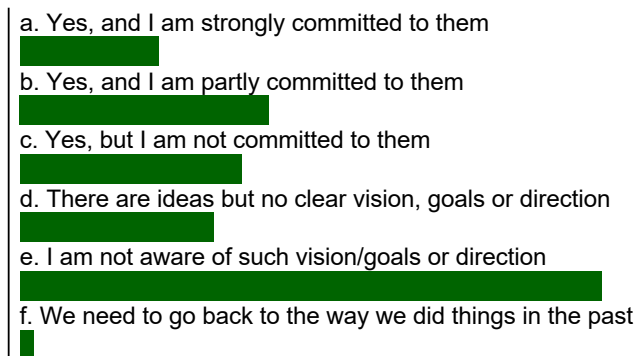
Report on Section F: Leadership and Direction

F1: Does this local church have a clear vision, goals or direction for its ministry and mission?

381 out of 460 respondents answered this question

Response	East Coast Bays Parish
a. Yes, and I am strongly committed to them	10.0%
b. Yes, and I am partly committed to them	17.8%
c. Yes, but I am not committed to them	15.7%
d. There are ideas but no clear vision, goals or direction	13.6%
e. I am not aware of such vision/goals or direction	42.0%
f. We need to go back to the way we did things in the past	0.8%

Visually



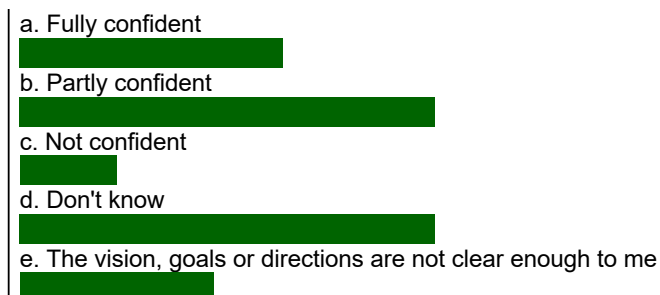
100%

F2: How confident are you that this local church can achieve the vision, goals or directions it has set for itself?

395 out of 460 respondents answered this question

Response	East Coast Bays Parish
a. Fully confident	19.5%
b. Partly confident	29.6%
c. Not confident	7.1%
d. Don't know	30.1%
e. The vision, goals or directions are not clear enough to me	13.7%

Visually




100%

F4: What size do you think this local church will be in about 10 years time?

399 out of 460 respondents answered this question

Response	East Coast Bays Parish
a. Bigger	30.3%
b. About the same size	43.1%
c. Smaller	23.8%
d. Merged with another local church	2.8%
e. Closed down	-

Visually




F5: How ethnically diverse do you think this local church will be in about 10 years time?

391 out of 460 respondents answered this question

Response	East Coast Bays Parish
a. More ethnically diverse	62.5%
b. About the same mix of ethnicities	34.9%
c. Less ethnically diverse	2.6%

Visually

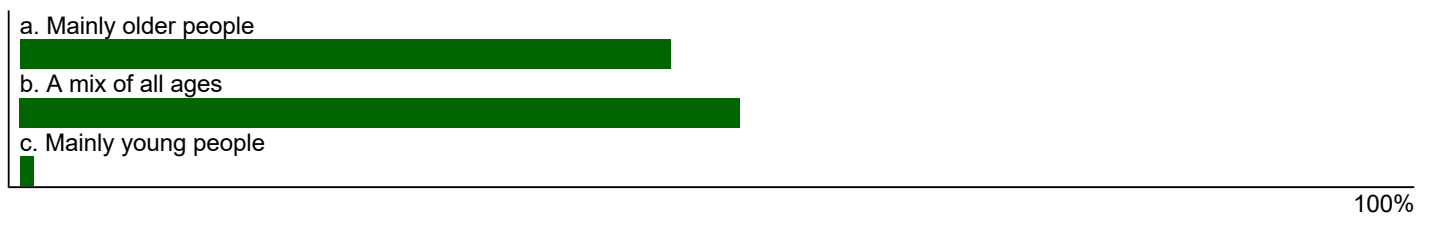


F6: What age distribution do you think this local church will have in about 10 years time?

391 out of 460 respondents answered this question

Response	East Coast Bays Parish
a. Mainly older people	47.3%
b. A mix of all ages	51.7%
c. Mainly young people	1.0%

Visually

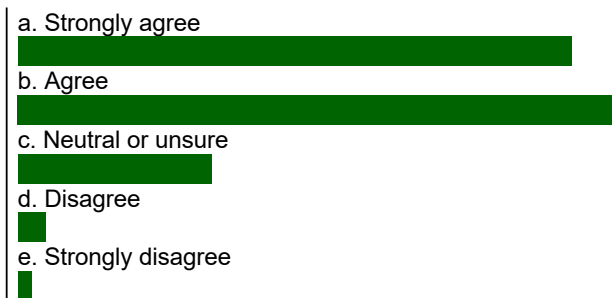


F7: This local church is inclusive of different kinds of people

401 out of 460 respondents answered this question

Response	East Coast Bays Parish
a. Strongly agree	40.3%
b. Agree	42.5%
c. Neutral or unsure	14.5%
d. Disagree	2.0%
e. Strongly disagree	0.7%

Visually



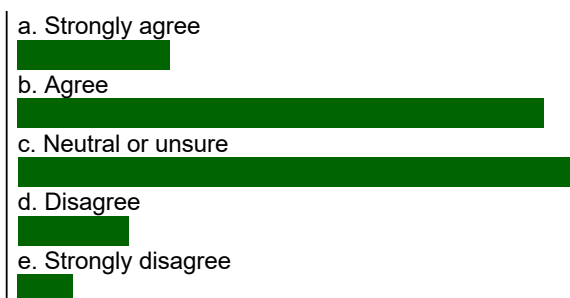
100%

F8: I have found it easy to make friends within this local church

398 out of 460 respondents answered this question

Response	East Coast Bays Parish
a. Strongly agree	10.8%
b. Agree	37.7%
c. Neutral or unsure	40.2%
d. Disagree	7.8%
e. Strongly disagree	3.5%

Visually




100%

F9: It is easy to get involved in ministry at this local church (eg join a roster, take on a role)

395 out of 460 respondents answered this question

Response	East Coast Bays Parish
a. Strongly agree	17.7%
b. Agree	44.3%
c. Neutral or unsure	31.9%
d. Disagree	5.1%
e. Strongly disagree	1.0%

Visually



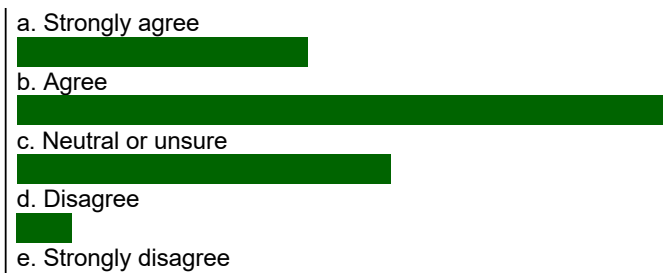
100%

F10: All age groups are encouraged to get involved at this local church

402 out of 460 respondents answered this question

Response	East Coast Bays Parish
a. Strongly agree	20.6%
b. Agree	47.3%
c. Neutral or unsure	27.1%
d. Disagree	4.5%
e. Strongly disagree	0.5%

Visually



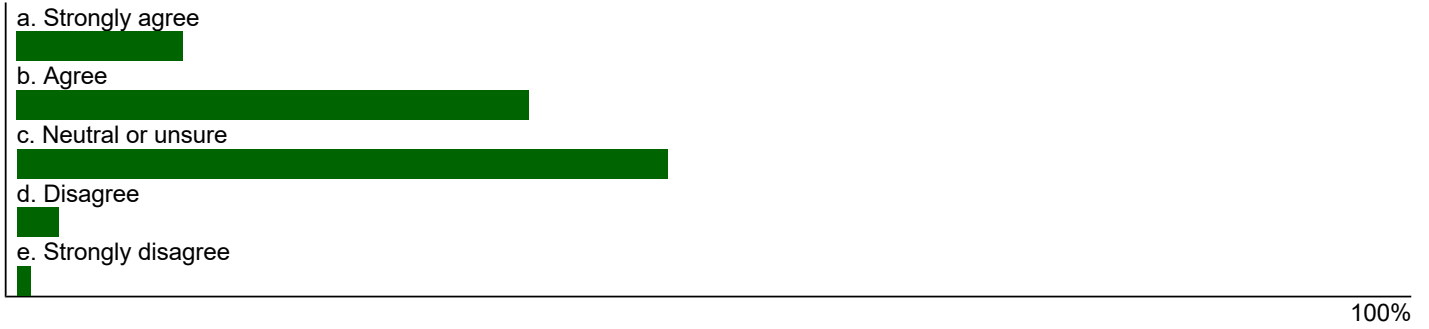
100%

F11: The leaders in this local church are willing to support new initiatives

400 out of 460 respondents answered this question

Response	East Coast Bays Parish
a. Strongly agree	12.0%
b. Agree	36.8%
c. Neutral or unsure	47.2%
d. Disagree	3.2%
e. Strongly disagree	0.8%

Visually

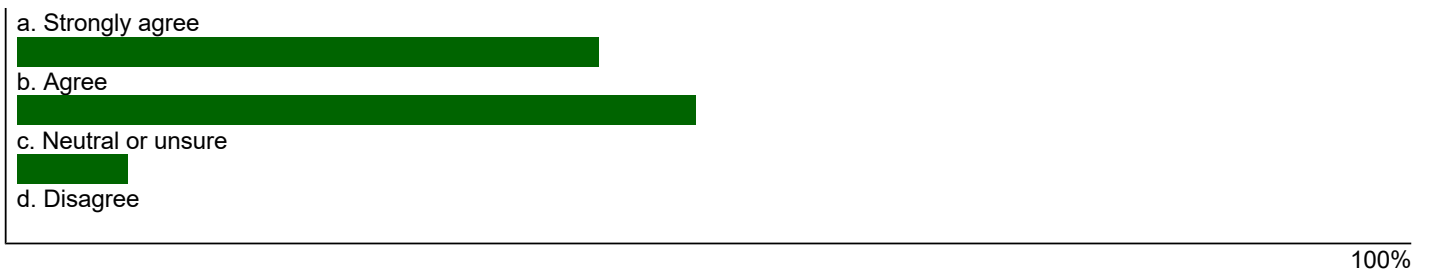


F12: This local church is a safe place for all who attend

403 out of 460 respondents answered this question

Response	East Coast Bays Parish
a. Strongly agree	41.9%
b. Agree	49.4%
c. Neutral or unsure	8.4%
d. Disagree	0.2%
e. Strongly disagree	-

Visually



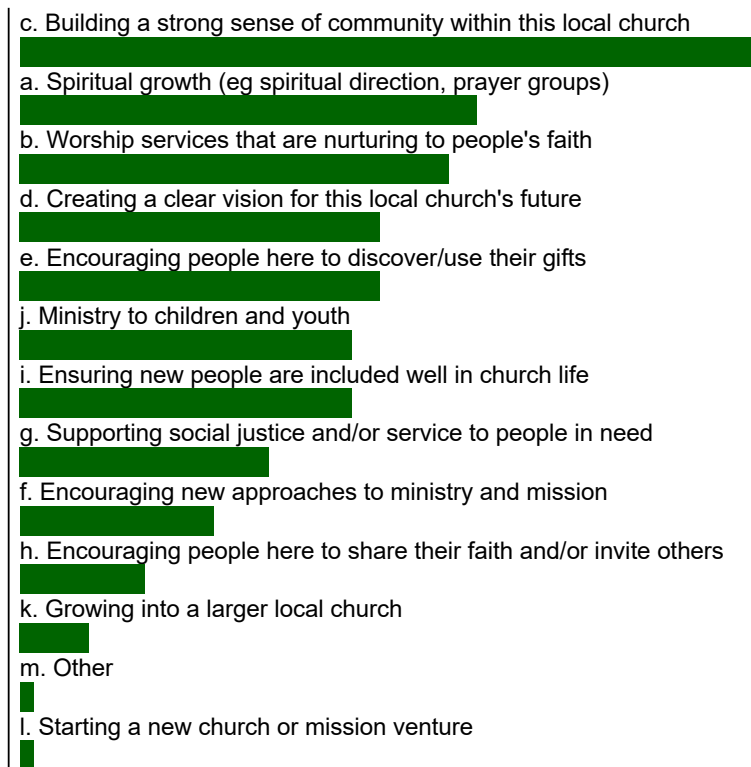
F13: In your opinion, which of the following should be given priority by this local church in the next 12 months?

391 out of 460 respondents answered this question

Response	East Coast Bays Parish
a. Spiritual growth (eg spiritual direction, prayer groups)	33.2%
b. Worship services that are nurturing to people's faith	31.2%
c. Building a strong sense of community within this local church	52.6%
d. Creating a clear vision for this local church's future	26.3%
e. Encouraging people here to discover/use their gifts	25.9%
f. Encouraging new approaches to ministry and mission	13.8%
g. Supporting social justice and/or service to people in need	18.3%
h. Encouraging people here to share their faith and/or invite others	8.9%
i. Ensuring new people are included well in church life	23.8%
j. Ministry to children and youth	24.1%
k. Growing into a larger local church	4.9%
l. Starting a new church or mission venture	1.1%
m. Other	1.4%

Because people can choose more than one response, the percentages in the above table will usually add up to more than 100.

Visually



100%