

# Church Life Survey of New Zealand

## Report on Section E: You and Your Involvement Here

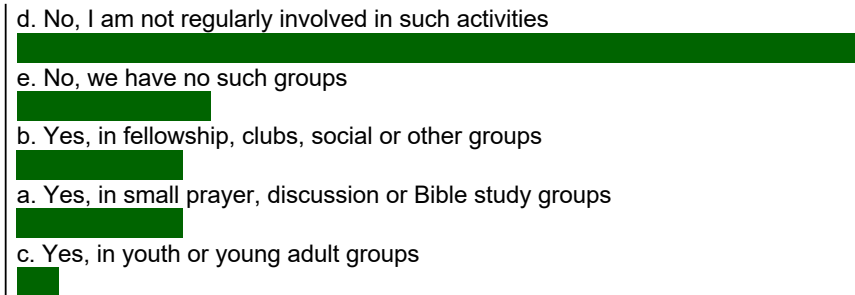
### E1: Are you regularly involved in any group activities here?

396 out of 460 respondents answered this question

Response	East Coast Bays Parish
a. Yes, in small prayer, discussion or Bible study groups	11.9%
b. Yes, in fellowship, clubs, social or other groups	12.4%
c. Yes, in youth or young adult groups	3.3%
d. No, I am not regularly involved in such activities	61.4%
e. No, we have no such groups	14.4%

Because people can choose more than one response, the percentages in the above table will usually add up to more than 100.

Visually



100%

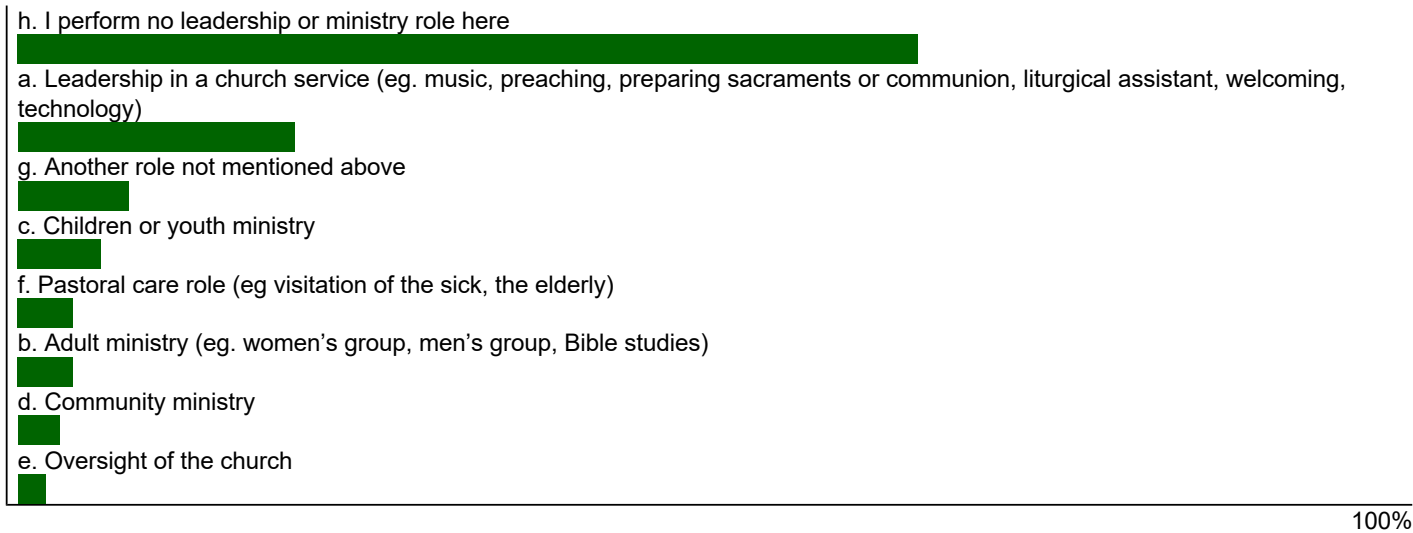
## E2: Do you currently perform any of these leadership or ministry roles here?

373 out of 460 respondents answered this question

Response	East Coast Bays Parish
<b>a. Leadership in a church service (eg. music, preaching, preparing sacraments or communion, liturgical assistant, welcoming, technology)</b>	20.1%
<b>b. Adult ministry (eg. women's group, men's group, Bible studies)</b>	4.0%
<b>c. Children or youth ministry</b>	6.2%
<b>d. Community ministry</b>	2.9%
<b>e. Oversight of the church</b>	1.9%
<b>f. Pastoral care role (eg visitation of the sick, the elderly)</b>	4.3%
<b>g. Another role not mentioned above</b>	8.3%
<b>h. I perform no leadership or ministry role here</b>	64.9%

Because people can choose more than one response, the percentages in the above table will usually add up to more than 100.

Visually




## E3: How much do you participate in the activities of this local church, compared to before COVID-19?

396 out of 460 respondents answered this question

Response	East Coast Bays Parish
<b>a. Participate more</b>	14.1%
<b>b. About the same participation</b>	45.5%
<b>c. Participate less</b>	21.0%
<b>d. Not applicable (been coming less than 3 years)</b>	19.4%

Visually



#### E4: Have the leaders of this local church encouraged you to find and use your gifts and skills here?

390 out of 460 respondents answered this question

Response	East Coast Bays Parish
a. Yes, to a great extent	8.7%
b. Yes, to some extent	31.0%
c. Yes, to a small extent	28.5%
d. Not at all	31.8%

Visually



#### E5: About how much do you give financially to this congregation?

402 out of 460 respondents answered this question

Response	East Coast Bays Parish
a. I give 10% or more of my income regularly	4.0%
b. I give about 5% to 9% of my income regularly	13.7%
c. I give less than 5% of my income regularly	32.6%
d. I give a small amount whenever I am able	35.3%
e. I do not contribute financially here	14.4%

Visually

