

# Church Life Survey of New Zealand

## Report on Section D: You and Your Community

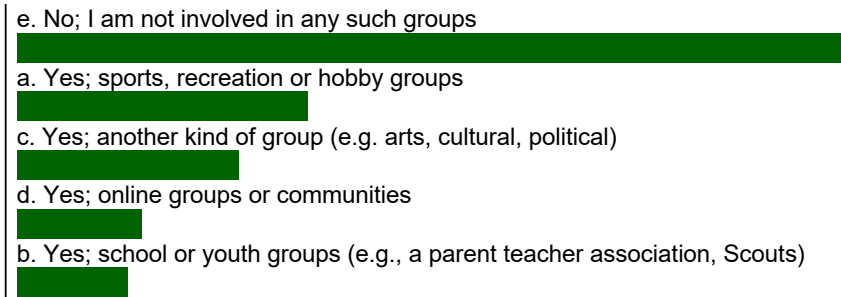
### D1: Are you involved in any community service, social action or welfare groups NOT CONNECTED to this local church?

439 out of 460 respondents answered this question

Response	East Coast Bays Parish
a. Yes; sports, recreation or hobby groups	20.5%
b. Yes; school or youth groups (e.g., a parent teacher association, Scouts)	8.0%
c. Yes; another kind of group (e.g. arts, cultural, political)	16.4%
d. Yes; online groups or communities	8.7%
e. No; I am not involved in any such groups	59.7%

Because people can choose more than one response, the percentages in the above table will usually add up to more than 100.

Visually



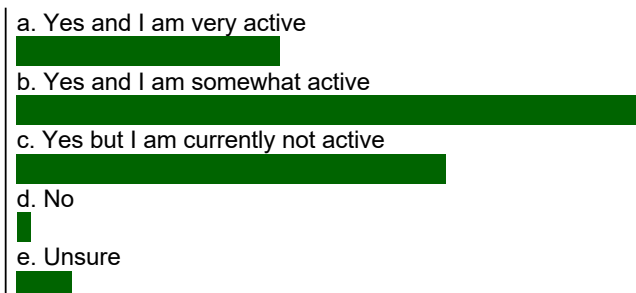
100%

### D2: Do you believe that Christians have a responsibility to actively care for the environment?

449 out of 460 respondents answered this question

Response	East Coast Bays Parish
a. Yes and I am very active	18.9%
b. Yes and I am somewhat active	44.5%
c. Yes but I am currently not active	31.2%
d. No	0.9%
e. Unsure	4.5%

Visually



100%

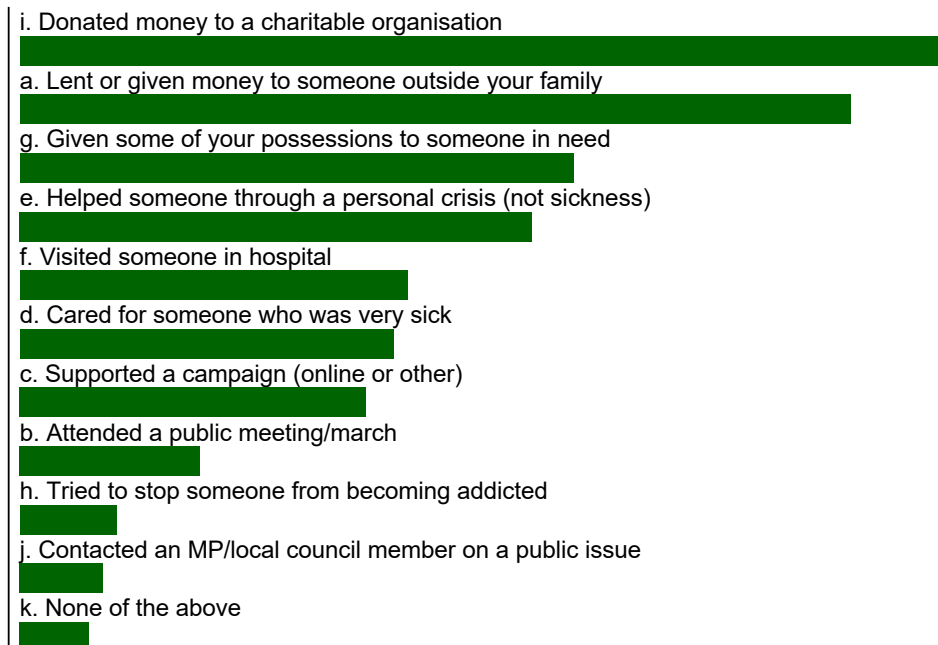
### D3: In the past 12 months have you done any of the following:

448 out of 460 respondents answered this question

Response	East Coast Bays Parish
a. Lent or given money to someone outside your family	59.6%
b. Attended a public meeting/march	12.7%
c. Supported a campaign (online or other)	24.8%
d. Cared for someone who was very sick	27.0%
e. Helped someone through a personal crisis (not sickness)	37.3%
f. Visited someone in hospital	27.9%
g. Given some of your possessions to someone in need	40.0%
h. Tried to stop someone from becoming addicted	6.7%
i. Donated money to a charitable organisation	66.7%
j. Contacted an MP/local council member on a public issue	6.2%
k. None of the above	5.4%

Because people can choose more than one response, the percentages in the above table will usually add up to more than 100.

Visually



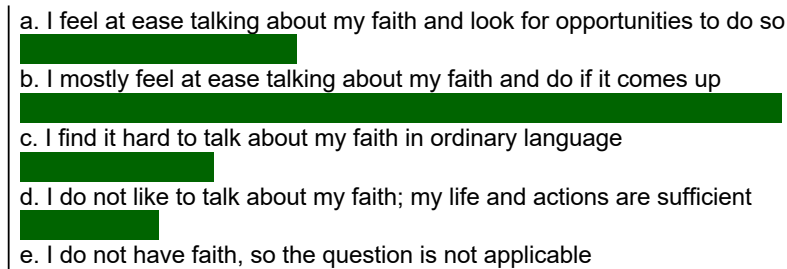
100%

#### D4: Which of the following best describes your readiness to talk to others about your faith?

440 out of 460 respondents answered this question

Response	East Coast Bays Parish
a. I feel at ease talking about my faith and look for opportunities to do so	19.5%
b. I mostly feel at ease talking about my faith and do if it comes up	54.9%
c. I find it hard to talk about my faith in ordinary language	14.0%
d. I do not like to talk about my faith; my life and actions are sufficient	10.2%
e. I do not have faith, so the question is not applicable	1.4%

Visually



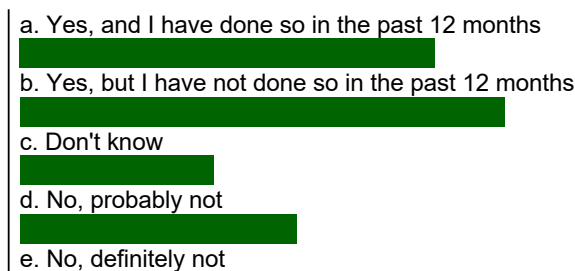
100%

#### D5: Would you be prepared to invite to a church service here any of your friends and relatives who do not currently attend church?

409 out of 460 respondents answered this question

Response	East Coast Bays Parish
a. Yes, and I have done so in the past 12 months	29.6%
b. Yes, but I have not done so in the past 12 months	35.0%
c. Don't know	13.7%
d. No, probably not	19.6%
e. No, definitely not	2.2%

Visually



100%

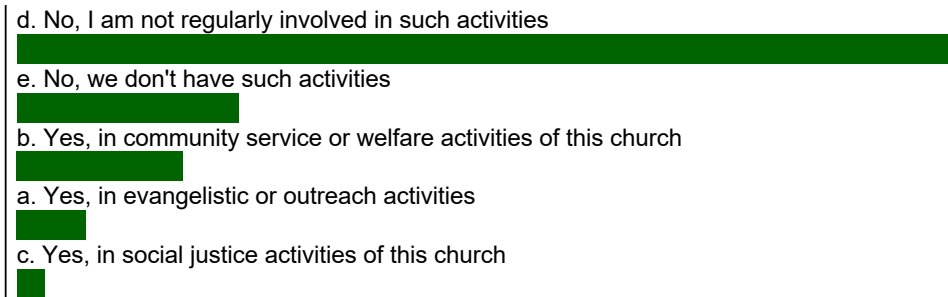
**D6: Do you regularly take part in any activities of this church that reach out to the wider community (eg visitation, outreach, community service, social justice, welfare)?**

403 out of 460 respondents answered this question

Response	East Coast Bays Parish
a. Yes, in evangelistic or outreach activities	4.7%
b. Yes, in community service or welfare activities of this church	12.4%
c. Yes, in social justice activities of this church	2.5%
d. No, I am not regularly involved in such activities	68.2%
e. No, we don't have such activities	15.6%

Because people can choose more than one response, the percentages in the above table will usually add up to more than 100.

Visually



100%