

# Church Life Survey of New Zealand

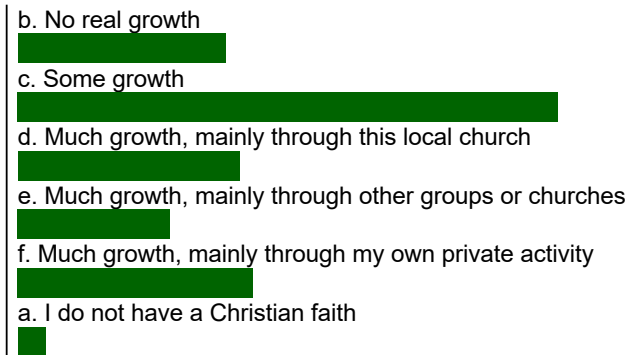
## Report on Section C: You and Your Faith

### C1: Over the last year, do you believe you have grown in your Christian faith?

450 out of 460 respondents answered this question

Response	East Coast Bays Parish
a. I do not have a Christian faith	1.8%
b. No real growth	15.3%
c. Some growth	39.2%
d. Much growth, mainly through this local church	15.9%
e. Much growth, mainly through other groups or churches	10.6%
f. Much growth, mainly through my own private activity	17.2%

Visually



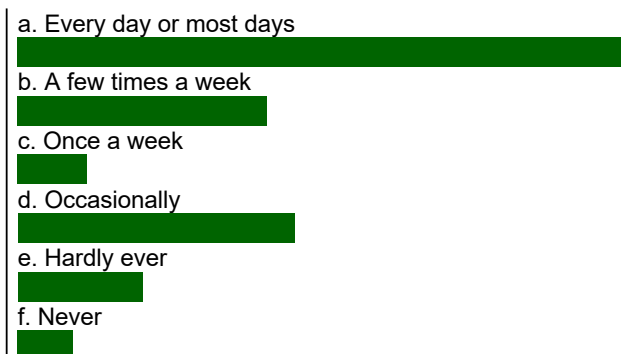
100%

### C2: How often do you spend time in private or family devotional activities (eg prayer, meditation, reading the Bible)?

451 out of 460 respondents answered this question

Response	East Coast Bays Parish
a. Every day or most days	44.3%
b. A few times a week	17.6%
c. Once a week	4.9%
d. Occasionally	19.7%
e. Hardly ever	9.1%
f. Never	4.3%

Visually



100%

### C3: How often do you read the Bible on your own?

451 out of 460 respondents answered this question

Response	East Coast Bays Parish
a. Every day or most days	16.9%
b. A few times a week	7.8%
c. Once a week	3.0%
d. Occasionally	27.7%
e. Hardly ever	24.7%
f. Never	20.0%

Visually

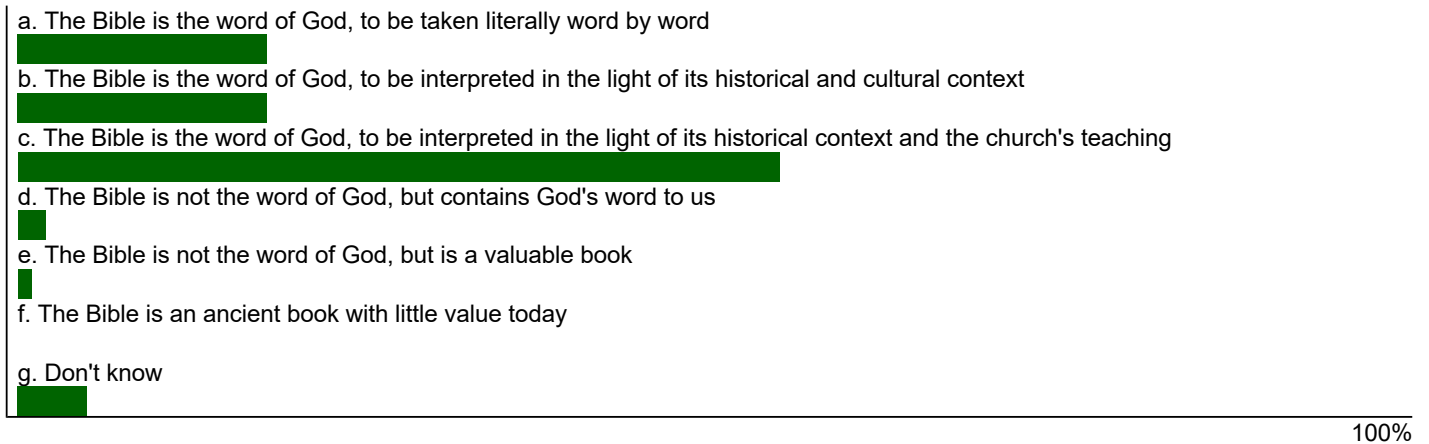


### C4: Which statement comes closest to your view of the Bible?

447 out of 460 respondents answered this question

Response	East Coast Bays Parish
a. The Bible is the word of God, to be taken literally word by word	18.3%
b. The Bible is the word of God, to be interpreted in the light of its historical and cultural context	18.3%
c. The Bible is the word of God, to be interpreted in the light of its historical context and the church's teaching	54.8%
d. The Bible is not the word of God, but contains God's word to us	2.2%
e. The Bible is not the word of God, but is a valuable book	0.9%
f. The Bible is an ancient book with little value today	0.4%
g. Don't know	4.9%

Visually



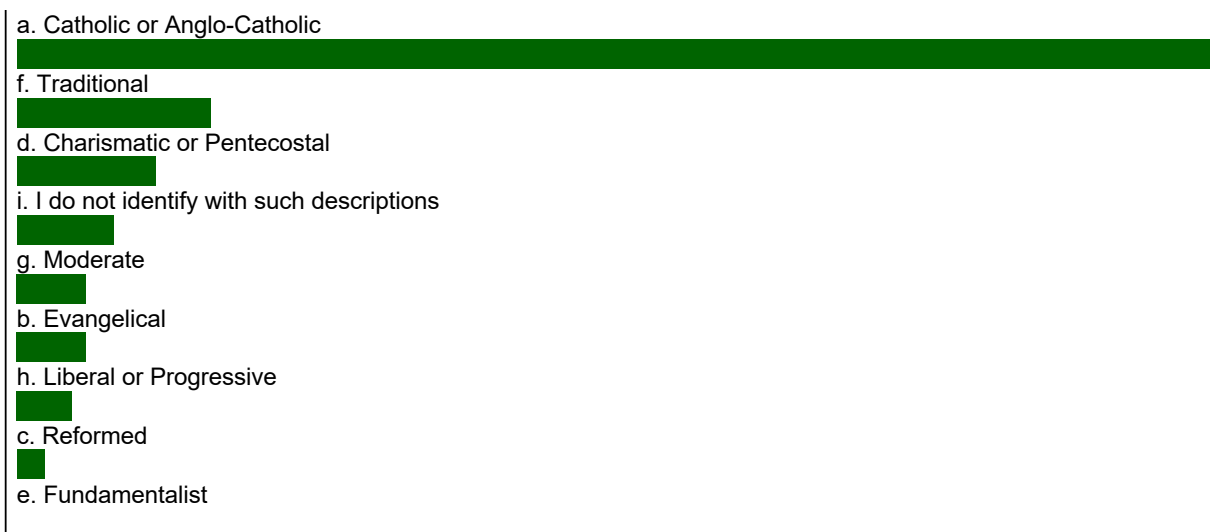
### C5: Do you identify with any of the following approaches to matters of faith?

450 out of 460 respondents answered this question

Response	East Coast Bays Parish
a. Catholic or Anglo-Catholic	87.1%
b. Evangelical	4.7%
c. Reformed	1.6%
d. Charismatic or Pentecostal	10.0%
e. Fundamentalist	0.4%
f. Traditional	14.0%
g. Moderate	5.1%
h. Liberal or Progressive	4.0%
i. I do not identify with such descriptions	6.7%

Because people can choose more than one response, the percentages in the above table will usually add up to more than 100.

Visually



100%