

Church Life Survey of New Zealand

Report on Section B: You and This Local Church

B1: Which of the following aspects of this local church do you most value?

395 out of 460 respondents answered this question

Response	East Coast Bays Parish
a. Wider community care or social justice emphasis	23.6%
b. Reaching those who do not attend church	4.5%
c. Traditional style of worship or music	37.2%
d. Contemporary style of worship or music	13.9%
e. Sharing in Holy Communion / the Eucharist / Lord's Supper	58.2%
f. Social activities or meeting people	12.2%
g. Sermons, preaching or Bible teaching	24.9%
h. Small groups e.g. Bible study, prayer group	5.6%
i. Ministry for children or youth	8.9%
j. Prayer ministry for one another	5.2%
k. Practical care for one another in times of need	14.5%
l. Openness to social diversity	16.0%
m. Presence of a church school or pre-school	11.9%

Because people can choose more than one response, the percentages in the above table will usually add up to more than 100.

Visually

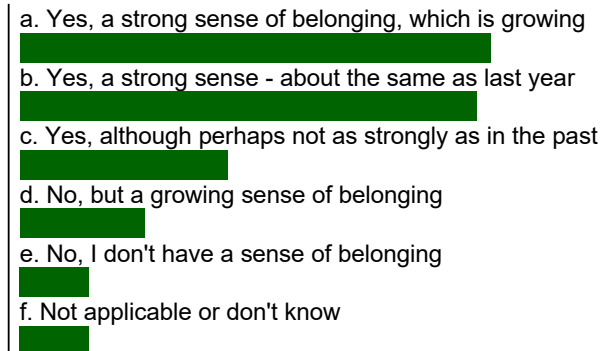


B2: Do you have a strong sense of belonging to this local church?

411 out of 460 respondents answered this question

Response	East Coast Bays Parish
a. Yes, a strong sense of belonging, which is growing	34.1%
b. Yes, a strong sense - about the same as last year	33.2%
c. Yes, although perhaps not as strongly as in the past	14.6%
d. No, but a growing sense of belonging	8.5%
e. No, I don't have a sense of belonging	5.1%
f. Not applicable or don't know	4.5%

Visually



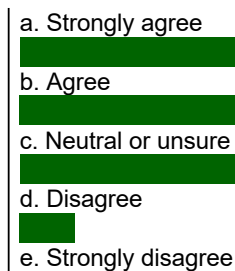
100%

B3: This local church is resourcing my spiritual journey well

412 out of 460 respondents answered this question

Response	East Coast Bays Parish
a. Strongly agree	22.1%
b. Agree	51.5%
c. Neutral or unsure	22.3%
d. Disagree	3.9%
e. Strongly disagree	0.2%

Visually



100%

B4: The preaching is very helpful to my life

414 out of 460 respondents answered this question

Response	East Coast Bays Parish
a. Nearly always	29.3%
b. Usually	44.6%
c. Sometimes	23.7%
d. Almost never	2.4%

Visually



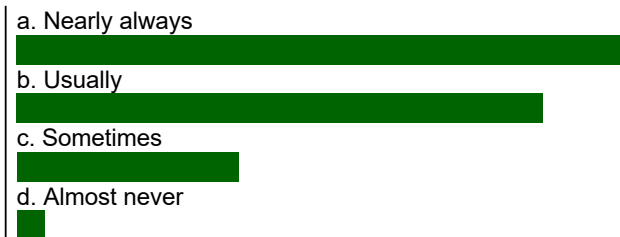
100%

B5: I appreciate the music

418 out of 460 respondents answered this question

Response	East Coast Bays Parish
a. Nearly always	43.8%
b. Usually	38.3%
c. Sometimes	16.3%
d. Almost never	1.7%

Visually



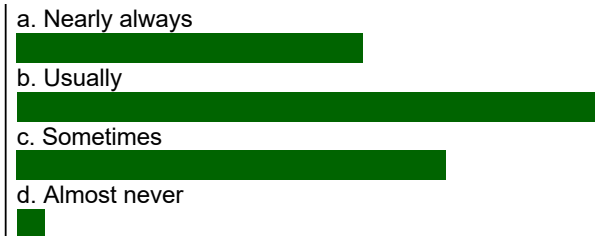
100%

B6: I feel inspired

413 out of 460 respondents answered this question

Response	East Coast Bays Parish
a. Nearly always	25.2%
b. Usually	41.9%
c. Sometimes	30.8%
d. Almost never	2.2%

Visually



100%

B7: I feel a sense of God's presence

414 out of 460 respondents answered this question

Response	East Coast Bays Parish
a. Nearly always	47.6%
b. Usually	37.7%
c. Sometimes	13.0%
d. Almost never	1.7%

Visually



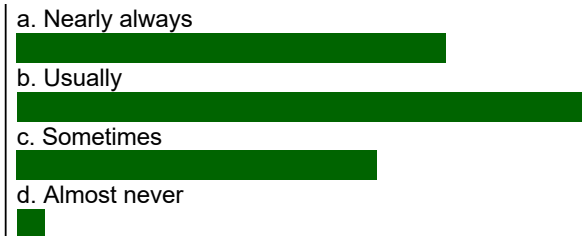
100%

B8: This local church is helping me grow in my understanding of God

413 out of 460 respondents answered this question

Response	East Coast Bays Parish
a. Nearly always	31.5%
b. Usually	40.7%
c. Sometimes	25.7%
d. Almost never	2.2%

Visually



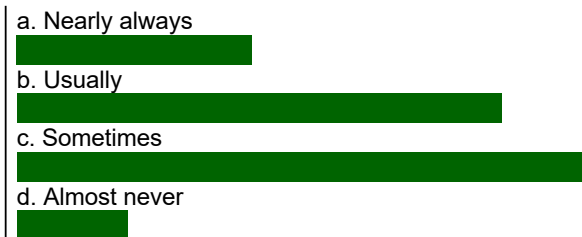
100%

B9: I am being challenged to take action

404 out of 460 respondents answered this question

Response	East Coast Bays Parish
a. Nearly always	16.6%
b. Usually	34.7%
c. Sometimes	40.8%
d. Almost never	7.9%

Visually



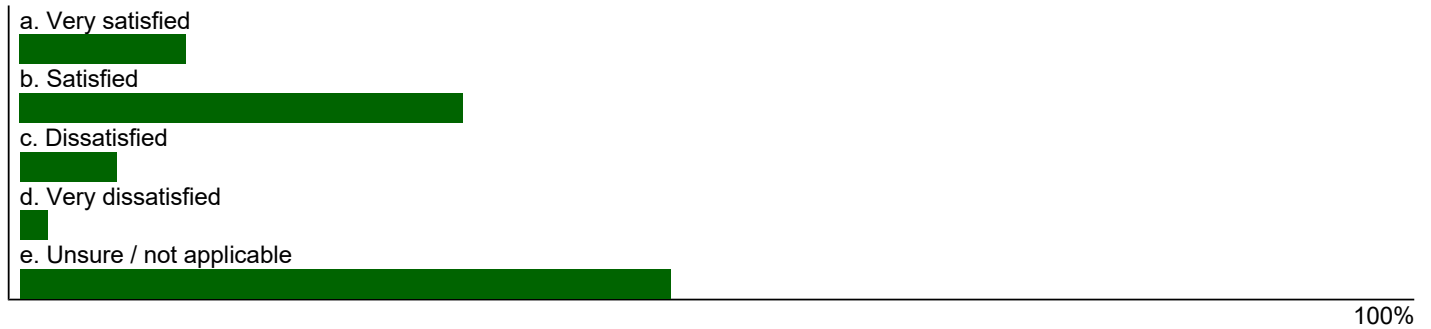
100%

B10: How satisfied are you with what is offered here for children under 12 years?

401 out of 460 respondents answered this question

Response	East Coast Bays Parish
a. Very satisfied	12.0%
b. Satisfied	32.2%
c. Dissatisfied	7.2%
d. Very dissatisfied	2.0%
e. Unsure / not applicable	46.6%

Visually

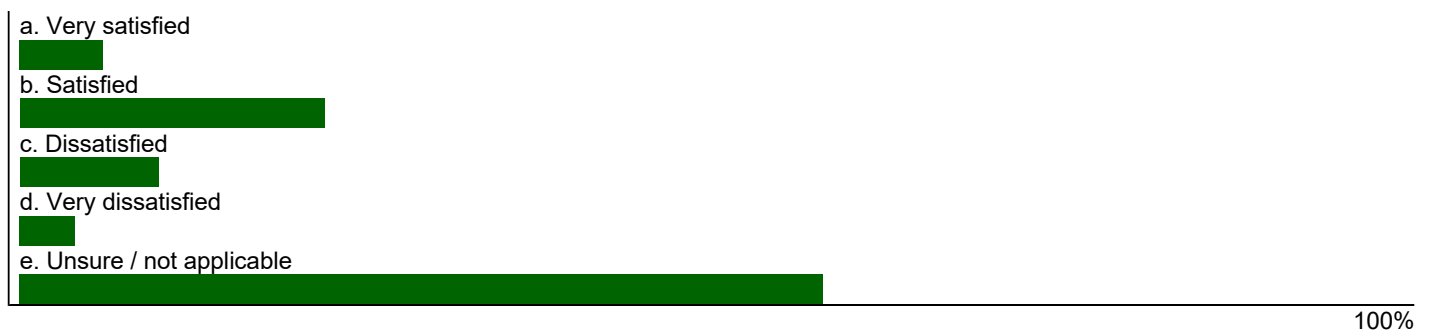


B11: How satisfied are you with what is offered here for youth aged 12-18 years?

399 out of 460 respondents answered this question

Response	East Coast Bays Parish
a. Very satisfied	5.9%
b. Satisfied	22.2%
c. Dissatisfied	10.0%
d. Very dissatisfied	4.3%
e. Unsure / not applicable	57.6%

Visually

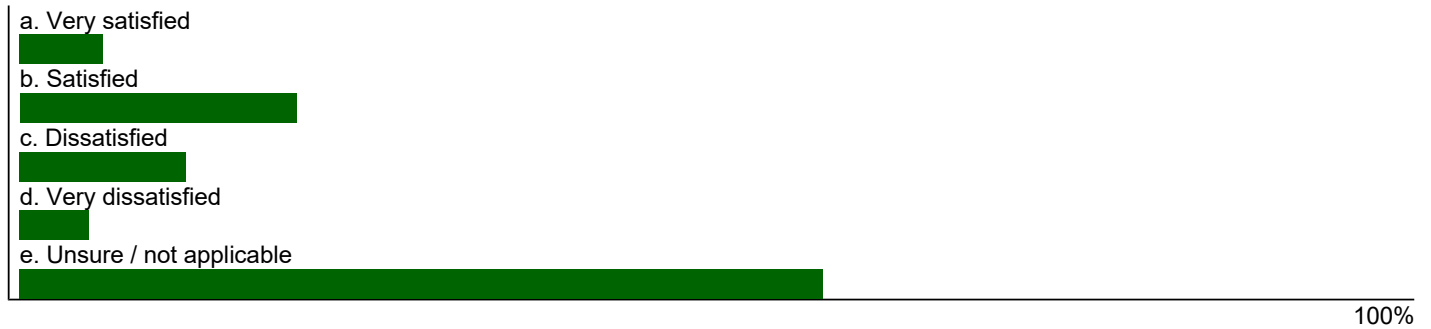


B12: How satisfied are you with what is offered here for adults aged 19-25 years?

397 out of 460 respondents answered this question

Response	East Coast Bays Parish
a. Very satisfied	6.0%
b. Satisfied	19.9%
c. Dissatisfied	11.8%
d. Very dissatisfied	4.5%
e. Unsure / not applicable	57.7%

Visually




B13: If you have children under the age of 12, how many ...

374 out of 460 respondents answered this question

Response	East Coast Bays Parish
a. Not applicable	81.6%
b. ... attend this local church?	15.0%
c. ... attend another church?	1.1%
d. ... do not attend any church?	1.1%
e. I am unsure/don't know if they attend church	1.6%

Because people can choose more than one response, the percentages in the above table will usually add up to more than 100.

Visually




B14: If you have children aged 12 to 18, how many ...

373 out of 460 respondents answered this question

Response	East Coast Bays Parish
a. Not applicable	84.2%
b. ... attend this local church?	11.5%
c. ... attend another church?	1.1%
d. ... do not attend any church?	2.4%
e. I am unsure/don't know if they attend church	0.8%

Because people can choose more than one response, the percentages in the above table will usually add up to more than 100.

Visually



B15: Do you have children who attend a Church/Christian school?

392 out of 460 respondents answered this question

Response	East Coast Bays Parish
a. Yes	20.7%
b. No	22.2%
c. Not applicable	57.1%

Visually

